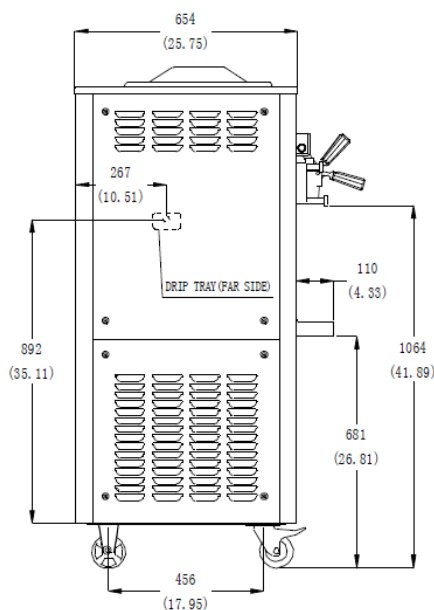
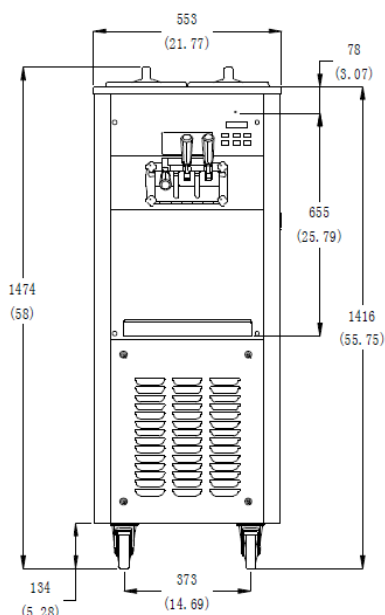
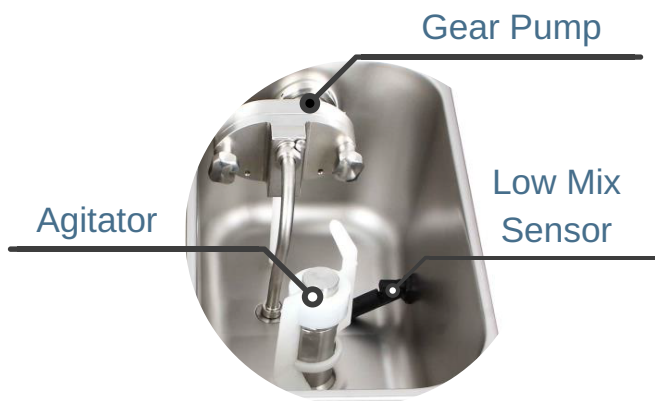


MODEL | 6350A

soft serve Freezer

MODEL | 6350A



MODEL | 6350A

SOFT SERVE FREEZER

**Twin twist flavor, Floor, Pump
feed,
Microprocessor control**

Product Offering

Offer all popular soft serve variations from low or non-fat ice cream to custards, yogurt and sorbet

Freezing Cylinder

Two, 1.7 Liter (1.8 quarts)

Mix Hopper

Two, 10 Liters (10.6 quarts)

Separate hopper refrigeration maintains mix temperature below 4.4°C (40°F) during Cool and Standby modes.

Mix Low Indicator

When mix level is low, the Mix Low light turns "ON" to alert operator to add mix.

Standby

Maintains product temperature in the mix hoppers and freezing cylinders below 4.4°C (40°F) during long no-use periods.

Microprocessor Controls

Automatically regulates refrigeration and maintains consistent product quality by controlling product temperature and viscosity.

Counter

Records number of dispenses per day and total number of dispenses.

Temperature Display

Displays hopper and cylinder temperature; helps control product safety.

Output

420 Cups/Hour

(80 gram/cup at 4°C Liquid & 24°C Ambient)

Safety Protections

- Low temperature and motor overload cutouts
- protect from cylinder over freezing.
- High pressure switch prevents compressor overheat
- Thermal overload protects from motor overheat

Specifications

Electrical

One dedicated electrical connection is required. Unit shall be cord connected or permanently connected. Consult your local Spaceman distributor for available cord & receptacle specifications as per local codes.

Motor

One, 1.0HP

Refrigeration System

Main Compressor: One, 5500 BTU/HR, R404A

Separate Hopper Cooling Compressor:

One, 480 BTU/HR, R134A

(BTUs may vary depending on compressor used.)

Air Cooled

Minimum clearance of 152mm (6") on both sides is required to achieve optimum performance.

The rear of the unit may be placed against a wall.

Options

- Water Cooled.
- Local language Control systems: English, French, Spanish, German, Dutch, Czech, Chinese.
- Cone dispenser

Weight	Kg / lb
Net	182 / 404
Shipping	199 / 442

Packaging Volume 0.82 CBM / 29 CBF

Dimensions	Net (mm/in)	Shipping (mm/in)
Width	553 / 21.8	650 / 25.6
Depth	654 / 25.7	780 / 30.7
Height	1474 / 58.0	1620 / 63.8

Electrical	Maximum Fuse Size	Min. Circuit Ampacity	Poles (P) Wires(W)
380-415/50/3	15	8	/5W
208-230/60/3	20	10	/4W

This unit may be manufactured in other electrical characteristics. Refer to the local Distributor for availability.

(For exact electrical information, always refer to the data label of the unit.)